

Year 1 Summer Term - Let's Explore!




AHOOY
MATEY



**Visit to
Wolseley
Wildlife Centre
to explore
Watery Wildlife!**

Family Assembly

**Join us for our end of year assembly where
the children will share their learning and turn
into pirates!**



NON-FICTION WRITING: Genre-based planning (1 Term)

Information Texts

- Write facts about under the sea
- Write facts about an animal that lives under the sea
- Recount writing about the Vist

Letter writing

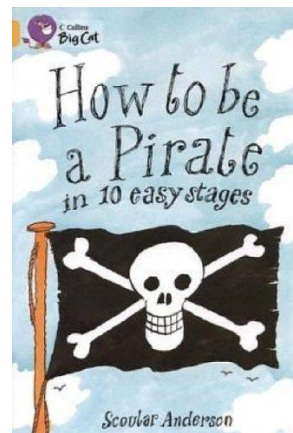

- Writing a thank you letter to the Wolseley Centre for our visit
- Reading 'Dear Greenpeace' and writing our own letter.

Non-fiction curriculum objectives covered

Pupils should be taught to write sentences by:

- Saying out loud what they are going to write about
- Composing a sentence orally before writing it
- Re-reading what they have written to check that it makes sense
- Discuss what they have written with the teacher or other pupils
- Read aloud their writing clearly enough to be heard by their peers and the teacher.
- Leaving spaces between words
- Beginning to punctuate sentences using a capital letter and a full stop
- Using a capital letter for names of people, places, the days of the week, and the personal pronoun 'I'

Text/Stimulus



Let's Explore

Non-fiction text – Non Chronological Reports

- Research animals that live under the sea
- Write an information text about a sea animal

Non-fiction text ideas:

- How to be a Pirate
- Surprising Sharks
- Ice Bear
- The Emperor's Egg

FICTIONAL WRITING: Genre-based planning (1 Term)

Fiction text: Traditional Tales

- Peter Pan



Text/Stimulus

Poetry:

- Poems about senses
- The Owl and the Pussycat

Fiction text: Stories from other cultures

- My Granny Went to Market
- Bringing the Rain to Kapiti Plain
- We all went on Safari


Fiction texts

- Where the Wild Things Are
- Captain Abdul's Pirate School
- Pirate McGrew and his Nautical Crew
- Dear Greenpeace

WHERE THE WILD THINGS ARE



STORY AND PICTURES BY MAURICE SENDAK



Let's Explore

Fiction: Setting Description

- Describe under the sea
- Describe the island in Where the Wild Things Are
- Describe places in stories from other cultures.

Fiction curriculum objectives covered

Pupils should be taught to:

write sentences by:

- Saying out loud what they are going to write about
- Composing a sentence orally before writing it
- Re-reading what they have written to check that it makes sense
- Discuss what they have written with the teacher or other pupils
- Read aloud their writing clearly enough to be heard by their peers and the teacher
- Sequencing sentences to form short narratives
- Leaving spaces between words
- Beginning to punctuate sentences using a capital letter and a full stop
- Using a capital letter for names of people, places, the days of the week, and the personal pronoun 'I'

FOUNDATION SUBJECTS PLANNING (1 Term)

Science

Y1 Science Units: Animals

- Identify and name a variety of common animals including fish, amphibians, reptiles, birds and mammals
- Identify and name a variety of common animals that are carnivores, herbivores and omnivores
- Describe and compare the structure of a variety of common animals (fish, amphibians, reptiles, birds and mammals, including pets)
- Identify, name, draw and label the basic parts of the human body and say which part of the body is associated with each sense.
- Answer questions Like:
 - What animals live on the ground?
 - What animals live under the sea?
 - What animals live in ponds?
 - What animals live in hot and cold places?
- Make links with Geography

Music

Curriculum objectives:

- Use their voices expressively and creatively by singing songs and speaking chants and rhymes
- Play tuned and untuned instruments musically

Ideas can include:

Singing pirate songs

Making ocean music.

Geography and Science through the year – Seasonal changes



Geography

Curriculum objectives:

- Use simple fieldwork and observational skills to study the geography of their school and its grounds and the key human and physical features of its surrounding environment.
- Hot and cold places – what is the climate like there? Make links with Science.
- Exploring our school and the local area compare it to the UK

Design and Technology

Curriculum objectives:

- Select from and use a range of tools and equipment to perform practical tasks [for example, cutting, shaping, joining and finishing]

Ideas can include:

Designing Pirate Paddy's lunchbox

Pirate moving picture.

Art and Design

Curriculum objectives:

- To use a range of materials creatively to design and make products
- About the work of a range of artists

Ideas can include: designing and making binoculars for explorers, making pirate treasure boxes and hats for our assembly

History

Curriculum objectives:

- The lives of significant individuals in the past : Calico Jack, Blackbeard and Anne Bonney