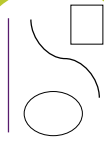




Nursery

Colour



Begin mixing colours to produce their first piece of work.

Texture



Use different media to explore pattern and texture.

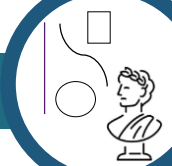
Animals



Artist Focus: Ian Cook
Ice cube painting of octopuses and jellyfish.

Reception

Form, Shape and Colour



Artist Focus: Paul Klee
Explore form and shape to produce patterns and diya lamps.

Portraits



Artist Focus: Guiseppe Arcimboldo
Produce fruit self-portraits in the style of Arcimboldo.

Patterns



Artist Focus: Henri Matisse
Produce repeated collage patterns and understand how colour can express mood.

In EYFS pupils at the expected level of development will:

- Safely use and explore a variety of materials, tools and techniques, experimenting with colour, design, texture, form and function;
- Share their creations, explaining the process they have used;



Drawing



Painting



Sculpting



Collage



Printing



Elements of Art



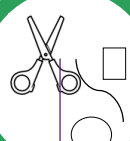
YEAR 1

Still Life



Artist Focus: Vincent Van Gogh
Drawings of teddy bears in the style Van Gogh..

Line, Texture and Shape



Artist Focus: Vashti Harrison
Develop portraits of famous females using collage of the elements.

Landscapes



Artist Focus: David Mceown
Use a range of materials to create a collage of mountain landscapes.

YEAR 2

Malleable Materials



Artist Focus: Debbie Todd
Create a variety of seaside related sculptures using a range of recyclable and natural materials.

Colour and Line



Artist Focus: Piet Mondrian
Abstract line and colour work using crayons, paints and printing to produce a final piece of a tree.

Portraits



Artist Focus: Nicholas Hilliard
Use of line, tone and shape to create self-portraits in the style of Hilliard.

YEAR 3

Colour



Artist Focus: Michelle Field
Express emotions using value and colour in a collage of Stonehenge.

Landscapes



Artist Focus: Georgia O'Keeffe
Replicate O'Keeffe's style using of drawing techniques to produce a landscape of a river.

Printing



Artist Focus: Sue Kershaw
Create Roman mosaic prints in the style of Kershaw and produce a Roman coil pot using form.

In KS1 pupils should be taught;

- to use a range of materials creatively to design and make products
- to use drawing, painting and sculpture to develop and share their ideas, experiences and imagination
- to develop a wide range of art and design techniques in using colour, pattern, texture, line, shape, form and space
- about the work of a range of artists, craft makers and designers, describing the differences and similarities between different practices and disciplines, and making links to their own work.



Drawing



Painting



Sculpting



Collage



Printing



Elements of Art



YEAR 4

Still Life



Artist Focus: M.C. Escher

Use value, line and texture to draw focus areas of dragons and produce a sculpture of a dragon's eye.

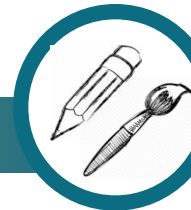
Architecture



Artist Focus: Antoni Gaudi and Gustav Eiffel

Compare architecture and draw European landmarks to develop a greater understanding of form

Portraits



Artist Focus: Hans Holbein

Produce portraits of famous Tudor monarchs in the style of Holbein.

YEAR 5


Landscapes



Artist Focus: Robert Seldon Duncanson

Produce a landscape of Cannock Chase in the style of Duncanson using painting, drawing and printing.


Using a Range of Media



Artist Focus: Kim Poor

Use colour, space and texture to create a galactic landscape using pastels.

Animals



Artist Focus: DFT

Use line and texture to produce realistic drawings of 'mechanimals' (robotic animals).

YEAR 6

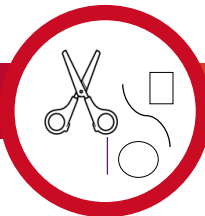
Still Life



Artist Focus: Henry Moore

Use colour, value and line to produce images of poppies in the style of Moore.


A Mixed Media Project



Artist Focus: Christa Rijneveld

Produce mountain landscapes using colour theory, collage and shape in the style of Rijneveld.

Historic Pottery



Artist Focus: Mary Edmonia Lewis

Create collages to express emotion and personality and produce human sculptures using clay.

In KS2 pupils should be taught;

- to create sketch books to record their observations and use them to review and revisit ideas
- to improve their mastery of art and design techniques, including drawing, painting and sculpture with a range of materials [for example, pencil, charcoal, paint, clay]
- about great artists, architects and designers in history



Drawing



Painting



Sculpting



Collage



Printing



Elements of Art