




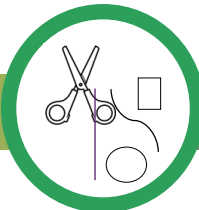
YEAR 1

Still Life



Artist Focus: Vincent van Gogh
 Drawings of teddy bears in the style Van Gogh.

Line, Texture and Shape



Artist Focus: Vashti Harrison
 Develop portraits of famous females using collage of the elements.

Landscapes



Artist Focus: David Mceown
 Use a range of materials to create a collage of mountain landscapes.

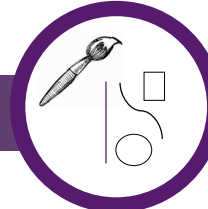
YEAR 2

Sculpting




Artist Focus: Debbie Todd
 Create a variety of seaside related sculptures using a range of recyclable and natural materials.

Elements of Art: Colour and Line



Artist Focus: Piet Mondrian
 Abstract line and colour work using crayons, paints and printing to produce a final piece of a tree.


Drawing Techniques: Portraits



Artist Focus: Nicholas Hilliard
 Use of line, tone and shape to create self-portraits in the style of Hilliard.

YEAR 3

Elements of Art: Colour



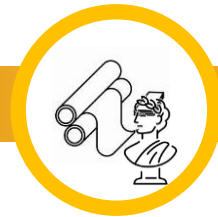
Artist Focus: Michelle Field
 Express emotions using value and colour in a collage of Stonehenge.

Still Life



Artist Focus: Georgia O'Keeffe
 Replicate O'Keeffe's style using of drawing techniques to produce a landscape of a river.


Printing



Artist Focus: Sue Kershaw
 Create Roman mosaic prints in the style of Kershaw and produce a Roman coil pot using form.

- In KS1 pupils should be taught;
- to use a range of materials creatively to design and make products
 - to use drawing, painting and sculpture to develop and share their ideas, experiences and imagination
 - to develop a wide range of art and design techniques in using colour, pattern, texture, line, shape, form and space
 - about the work of a range of artists, craft makers and designers, describing the differences and similarities between different practices and disciplines, and making links to their own work.

- Drawing
- Painting
- Sculpting
- Collage
- Printing
- Elements of Art



YEAR 4


Drawing Techniques and Sculpting



Artist Focus: M.C. Escher

Use value, line and texture to draw focus areas of dragons and produce a sculpture of a dragon's eye.

Architecture



Artist Focus: Antoni Gaudi and Gustav Eiffel

Compare architecture and draw European landmarks to develop a greater understanding of form

Drawing and Painting: Portraits



Artist Focus: Hans Holbein

Produce portraits of famous Tudor monarchs in the style of Holbein.

YEAR 5


Printing: Landscapes



Artist Focus: Robert Seldon Duncanson

Produce a landscape of Cannock Chase in the style of Duncanson using painting, drawing and printing.


Using a Range of Media



Artist Focus: Kim Poor

Use colour, space and texture to create a galactic landscape using pastels.

Drawing Techniques: Still Life



Artist Focus: DFT

Use line and texture to produce realistic drawings of 'mechanimals' (robotic animals).

YEAR 6

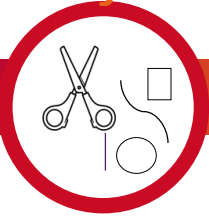
Drawing and Painting: Still Life



Artist Focus: Henry Moore

Use colour, value and line to produce images of poppies in the style of Moore.


A Mixed Media Project



Artist Focus: Christa Rijineveld

Produce mountain landscapes using colour theory, collage and shape in the style of Rijineveld.

Collage and Sculpting: Historical Sculptures



Artist Focus: Mary Edmonia Lewis

Create collages to express emotion and personality and produce human sculptures using clay.

- In KS2 pupils should be taught;
- to create sketch books to record their observations and use them to review and revisit ideas
 - to improve their mastery of art and design techniques, including drawing, painting and sculpture with a range of materials [for example, pencil, charcoal, paint, clay]
 - about great artists, architects and designers in history

- Drawing
- Painting
- Sculpting
- Collage
- Printing
- Elements of Art

